



## FUND FACT SHEET

# DPLK Money Market Fund (MR11/M1)

31 March 2024

### INVESTMENT MANAGER

DPLK AIA Financial is a legal entity established by PT. AIA FINANCIAL ("AIA"), which engages in the defined contribution pension fund management sector called Financial Institution Pension Fund ("DPLK AIA Financial").

Established in 15 July 1996, PT. AIA FINANCIAL (AIA) is one of the leading life insurance companies in Indonesia that licensed and supervised by the Indonesian Financial Services Authority. AIA Indonesia is a subsidiary of AIA Group Limited, the largest independent publicly listed pan-Asian life insurance group. With experienced personnel, AIA's Investment team has the proficiency to identify economic conditions and investment movements to generate competitive investment returns through a variety of financial instruments such as money market, bonds, shares and/or mutual funds.

### INVESTMENT OBJECTIVE

To provide investor with a stable and optimum return through investment in selective short tenor fixed income instruments in Indonesia with high degree of principal safety and low risk tolerance.

### TARGET ALLOCATION

100% Money Market Instruments

### FUND INFORMATION

Launch Date	: 30 September 2008	Fund Size (million)	: IDR 1,369,699.15
Launch Price	: IDR 1,000.00	Pricing Frequency	: Daily
Unit Price (NAV)	: IDR 2,747.76	Benchmark	: 100% IDR Deposit Rate Avg. 3-month
Risk Level	: Low		

### FUND PERFORMANCE

Fund	Fund Performance						
	1 Month	3 Months	YTD	1 Year	Annualised		
					3 Years	5 Years	Inception
DPLK Money Market Fund**	0.44%	1.28%	1.28%	4.66%	3.13%	3.93%	6.74%
Benchmark *	0.23%	0.66%	0.66%	2.55%	2.21%	3.16%	4.89%

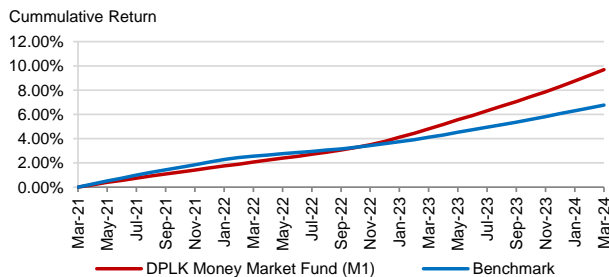
\*Current benchmark is effective since 1 Mar 2023

From 01 Mar 2022 to 28 Feb 2023: 100% IDR 1-Month Time Deposit Index

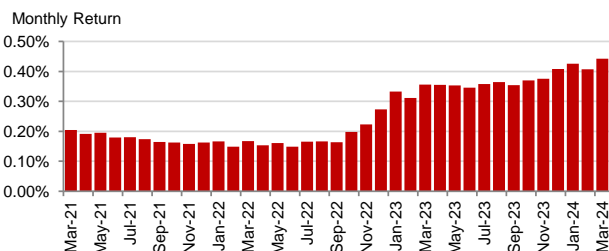
From 30 Sept 2008 to 28 Feb 2022: 100% 3-Month IDR Average Time Deposit

\*\*Fund Performance (Net Asset Value) calculation is already included cost related to transaction, management fee and administrative fee

### LAST 3 YEARS CUMULATIVE RETURN



### LAST 3 YEARS MONTHLY RETURN



### ASSET ALLOCATION



### Sector Allocation

TD+Cash 100.00%

### TOP 5 HOLDINGS

TD Bank Jabar  
TD Bank Maybank Indonesia  
TD Bank Rakyat Indonesia  
TD Bank Syariah Indonesia  
TD Bank Tabungan Negara Syariah

### FUND MANAGER COMMENTARY

DPLK Money Market Fund (MR11/M1) generated +0.44% in March 2024 performance. In March 2024, the deposit rates remained the same within the range of 4.00%-6.25% p.a. Inflation has increased to 3.0% YoY in March from 2.8% YoY in February 2024. Meanwhile, the IDR has weakened by 0.89% against the USD in March 2024. On the monetary side, Bank Indonesia (BI) maintained the BI 7-Day Reverse Repo Rate at 6% and signaled it would not be in a rush to cut its interest rates going forward while maintaining the pro-stability focus of monetary policy.

**DISCLAIMER:** This document is prepared by PT. AIA FINANCIAL and solely for informational use only. This document is not an offer for sale nor a solicitation of an offer to purchase. Investment in pension fund product contains risks including but not limited to political risk, risk on changes in government decree or other government regulations, interest rate risk, liquidity risk, credit risk, equity risk and exchange rate risk. The performances of the funds are not guaranteed; the unit price and the investment result may increase or decrease. Past performances do not constitute a guarantee for future performance.



## FUND FACT SHEET

### DPLK Money Market Fund (MR11/M1)

Appendix

#### FUND PERFORMANCE

Fund	Fund Performance						
	1 Month	3 Months	YTD	1 Year	Annualised		
					3 Years	5 Years	Inception
DPLK Money Market Fund***	0.53%	1.53%	1.53%	5.66%	4.13%	4.93%	7.74%

**Note:** \*\*\*Fund Performance (Gross Asset Value) calculation is already excluded cost related to management fee and administrative fee.

**DISCLAIMER:** DPLK Money Market Fund is a Pension fund offered by DPLK AIA FINANCIAL. This document is prepared by PT. AIA FINANCIAL and solely for informational use only. The official fund performance presented to the Clients refers to Fund Performance (Net Asset Value) information in page 1.

This document is not an offer for sale nor a solicitation of an offer to purchase. Investment in Pension fund product contains risks including but not limited to political risk, risk on changes in government decree or other government regulations, interest rate risk, liquidity risk, credit risk, equity risk and exchange rate risk. The performances of the funds are not guaranteed; the unit price and the investment result may increase or decrease. Past performances do not constitute a guarantee for future performance.



## FUND FACT SHEET

# DPLK Fixed Income FR13/F6 Fund

31 March 2024

### INVESTMENT MANAGER

DPLK AIA Financial is a legal entity established by PT. AIA FINANCIAL ("AIA"), which engages in the defined contribution pension fund management sector called Financial Institution Pension Fund ("DPLK AIA Financial").

Established in 15 July 1996, PT. AIA FINANCIAL (AIA) is one of the leading life insurance companies in Indonesia that licensed and supervised by the Indonesian Financial Services Authority. AIA Indonesia is a subsidiary of AIA Group Limited, the largest independent publicly listed pan-Asian life insurance group. With experienced personnel, AIA's Investment team has the proficiency to identify economic conditions and investment movements to generate competitive investment returns through a variety of financial instruments such as money market, bonds, shares and/or mutual funds.

### INVESTMENT OBJECTIVE

To provide investor with an attractive investment return through investing in selective IDR denominated fixed income instruments listed in Indonesia with moderate risk tolerance.

### TARGET ALLOCATION

0% - 20% : Money Market Instruments  
80% - 100% : IDR Fixed Income Securities and/ or  
Fixed Income Mutual Fund(s) incl. ETF

### FUND INFORMATION

Launch Date	: 30 November 2009	Fund Size (million)	: IDR 2,838,921.72
Launch Price	: IDR 1,000.00	Pricing Frequency	: Daily
Unit Price (NAV)	: IDR 2,845.41	Benchmark	: 90% Bloomberg Barclays EM Local Currency: Indonesia Total Return Index Unhedged IDR
Risk Level	: Moderate		10% IDR Deposit Rate Avg. 3-month
Fund Duration	: 6.84	Benchmark Duration	: 5.37

### FUND PERFORMANCE

Fund	Fund Performance						
	1 Month	3 Months	YTD	1 Year	Annualised		
					3 Years	5 Years	Inception
DPLK Fixed Income Fund**	0.14%	0.71%	0.71%	6.20%	6.03%	7.13%	7.57%
Benchmark *	0.08%	0.92%	0.92%	5.77%	5.46%	6.76%	7.34%

\*Current benchmark is effective since 1 Mar 2023

From 1 May 2022 to 28 Feb 2023: 90% Bloomberg Barclays EM Lcl Crncy: Indonesia TR Index Unhedged IDR + 10% IDR 1-Month Time Deposit Index

From 1 Jan 2021 to 30 Apr 2022: 90% Bloomberg Barclays EM Lcl Crncy: Indonesia TR Index Unhedged IDR + 10% 3-Month IDR Average Time Deposit

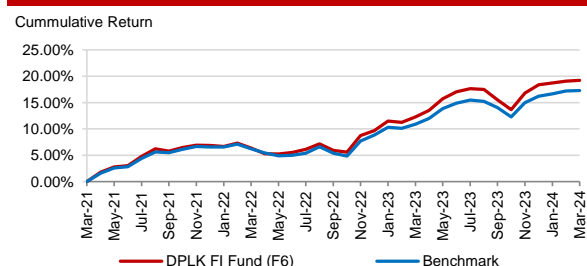
From 1 May 2016 to 31 Dec 2020: 90% Bloomberg Indonesia Local Sovereign Index + 10% Indonesia Deposit Rate Avg 3 Month IDR

From 1 Mar 2013 to 30 Apr 2016: 90% HSBC Indonesia Local Currency Govt Bond + 10% Indonesia Deposit Rate Avg 3 Month IDR

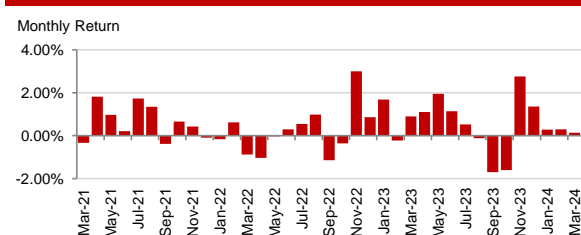
Since Inception to 28 Feb 2013: 80% HSBC Indonesia Local Currency Govt Bond Total Return + 20% Indonesia Deposit Rate Avg 3 Month IDR

\*\*Fund Performance (Net Asset Value) calculation is already included cost related to transaction, management fee and administrative fee

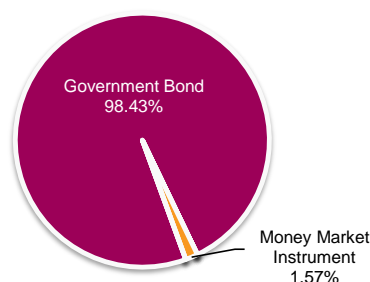
### LAST 3 YEARS CUMULATIVE RETURN



### LAST 3 YEARS MONTHLY RETURN



### ASSET ALLOCATION



### SECTOR ALLOCATION

Government Bond	98.43%
TD + Cash	1.57%

### TOP 5 HOLDINGS

Government Bond FR0067  
Government Bond FR0072  
Government Bond FR0083  
Government Bond FR0098  
SBSN PBS012

### FUND MANAGER COMMENTARY

DPLK Fixed Income FR13/F6 fund generated +0.14% in March 2024 and the 10-year government bond yield went up by +9 bps to 6.69%. Market sentiment came from weakening IDR movement of -0.89% to Rp15,855/USD supported by further decline of trade surplus to USD 0.87 billion in Feb-2024, lower than USD 2 billion in Jan-2024. The trade surplus shrank due to higher capital goods and raw material imports and lower export value on commodities. On the domestic monetary side, Bank Indonesia has decided to maintain the benchmark rate at 6.00%.

**DISCLAIMER:** This document is prepared by PT. AIA FINANCIAL and solely for informational use only. This document is not an offer for sale nor a solicitation of an offer to purchase. Investment in pension fund product contains risks including but not limited to political risk, risk on changes in government decree or other government regulations, interest rate risk, liquidity risk, credit risk, equity risk and exchange rate risk. The performances of the funds are not guaranteed; the unit price and the investment result may increase or decrease. Past performances do not constitute a guarantee for future performance.



## FUND FACT SHEET

### DPLK Fixed Income FR13/F6 Fund

Appendix

#### FUND PERFORMANCE

Fund	Fund Performance						
	1 Month	3 Months	YTD	1 Year	Annualised		
					3 Years	5 Years	Inception
DPLK Fixed Income Fund***	0.24%	1.03%	1.03%	7.45%	7.29%	8.38%	8.82%

**Note:** \*\*\*Fund Performance (Gross Asset Value) calculation is already excluded cost related to management fee and administrative fee.

**DISCLAIMER:** DPLK Fixed Income Fund is a Pension fund offered by DPLK AIA FINANCIAL. This document is prepared by PT. AIA FINANCIAL and solely for informational use only. The official fund performance presented to the Clients refers to Fund Performance (Net Asset Value) information in page 1.

This document is not an offer for sale nor a solicitation of an offer to purchase. Investment in Pension fund product contains risks including but not limited to political risk, risk on changes in government decree or other government regulations, interest rate risk, liquidity risk, credit risk, equity risk and exchange rate risk. The performances of the funds are not guaranteed; the unit price and the investment result may increase or decrease. Past performances do not constitute a guarantee for future performance.



## FUND FACT SHEET

# DPLK Equity ER13/E5 Fund

31 March 2024

### INVESTMENT MANAGER

DPLK AIA Financial is a legal entity established by PT. AIA FINANCIAL ("AIA"), which engages in the defined contribution pension fund management sector called Financial Institution Pension Fund ("DPLK AIA Financial").

Established in 15 July 1996, PT. AIA FINANCIAL (AIA) is one of the leading life insurance companies in Indonesia that licensed and supervised by the Indonesian Financial Services Authority. AIA Indonesia is a subsidiary of AIA Group Limited, the largest independent publicly listed pan-Asian life insurance group. With experienced personnel, AIA's Investment team has the proficiency to identify economic conditions and investment movements to generate competitive investment returns through a variety of financial instruments such as money market, bonds, shares and/or mutual funds.

### INVESTMENT OBJECTIVE

To provide investors with long-term total returns through a portfolio of equities which are issued and listed in the Indonesia Stock Exchange (IDX) with high risk tolerance.

### TARGET ALLOCATION

0% - 20% : Money Market Instruments  
80% - 100% : Equities listed in IDX and or Equity Mutual Fund(s) incl. ETF

### FUND INFORMATION

Launch Date : 30 January 2013  
Launch Price : IDR 1,000.00  
Unit Price (NAV) : IDR 1,471.41  
Risk Level : High

Fund Size (million) : IDR 108,133.00  
Pricing Frequency : Daily  
Benchmark : 98% IDX80 Index  
2% IDR Deposit Rate Avg. 3-month

### FUND PERFORMANCE

Fund	Fund Performance						
	1 Month	3 Months	YTD	1 Year	Annualised		
					3 Years	5 Years	Inception
DPLK Equity Fund**	0.32%	5.11%	5.11%	10.21%	8.85%	2.34%	3.52%
Benchmark *	0.37%	-0.02%	-0.02%	7.93%	7.72%	3.24%	4.87%

\*Current benchmark is effective since 1 Jan 2024

From 1 Mar 2023 to 31 Dec 2023: 98% Jakarta Composite Index + 2% IDR Deposit Rate Avg. 3-month

From 1 May 2022 to 28 Feb 2023: 98% Jakarta Composite Index + 2% IDR 1-Month Time Deposit Index

From 1 Apr 2014 to 30 Apr 2022: 98% Jakarta Composite Index + 2% 3-Month IDR Average Time Deposit

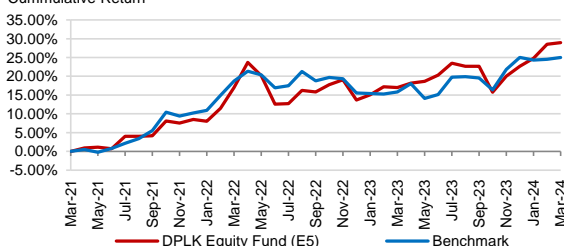
From 1 Mar 2013 to 31 Mar 2014: Jakarta Composite Index (Total Return)

Since Inception to 28 Feb 2013: Jakarta Composite Index

\*\*Fund Performance (Net Asset Value) calculation is already included cost related to transaction, management fee and administrative fee

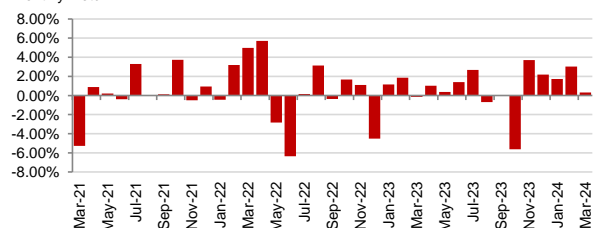
### LAST 3 YEARS CUMULATIVE RETURN

Cummulative Return

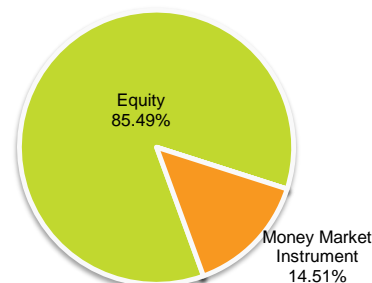


### LAST 3 YEARS MONTHLY RETURN

Monthly Return



### ASSET ALLOCATION



### SECTOR ALLOCATION

Consumer Discretionary	5.65%
Energy	4.17%
Industrials	5.80%
Materials	3.76%
Financials	38.84%
Consumer Staples	13.66%
Real Estate	3.08%
Health Care	2.94%
Information Technology	0.79%
Communication Services	6.80%
TD + Cash	14.51%

### TOP 5 HOLDINGS

PT Bank Central Asia Tbk
PT Bank Mandiri Tbk
PT Bank Rakyat Indonesia Tbk
PT BFI Finance Indonesia Tbk
PT Cisarua Mountain Dairy Tbk

### FUND MANAGER COMMENTARY

In March 2024, DPLK Equity ER13/E5 Fund booked positive performance of +0.32% mom, below the benchmark performance. Financials sector was the largest return contributor for the fund, followed by Consumer staples and Energy sectors, while Communication Services sector was the largest negative contributor. Last month, global equity markets continued to gain which includes Indonesia equity market, which increased as foreign inflows continued and local investors' appetite on small-to-mid-cap stocks grew. Going forward, while near-term volatility may pick up as we entered holiday and earnings season, we believe the potentially more pro-growth government regime ahead and the continuation of ongoing structural improvement in Indonesian economy with potentially rising GDP/capita will become positive tailwind for a sustainable, positive return in Indonesian equity market in medium-long term horizon. As such, market weakness could provide a good re-enter opportunity.

**DISCLAIMER:** This document is prepared by PT. AIA FINANCIAL and solely for informational use only. This document is not an offer for sale nor a solicitation of an offer to purchase. Investment in pension fund product contains risks including but not limited to political risk, risk on changes in government decree or other government regulations, interest rate risk, liquidity risk, credit risk, equity risk and exchange rate risk. The performances of the funds are not guaranteed; the unit price and the investment result may increase or decrease. Past performances do not constitute a guarantee for future performance.



## FUND FACT SHEET

### DPLK Equity ER13/E5 Fund

Appendix

#### FUND PERFORMANCE

Fund	Fund Performance						
	1 Month	3 Months	YTD	1 Year	Annualised		
					3 Years	5 Years	Inception
DPLK Equity Fund***	0.48%	5.61%	5.61%	12.21%	10.85%	4.34%	5.52%

**Note:** \*\*\*Fund Performance (Gross Asset Value) calculation is already excluded cost related to management fee and administrative fee.

**DISCLAIMER:** DPLK Equity Fund is a Pension fund offered by DPLK AIA FINANCIAL. This document is prepared by PT. AIA FINANCIAL and solely for informational use only. The official fund performance presented to the Clients refers to Fund Performance (Net Asset Value) information in page 1.

This document is not an offer for sale nor a solicitation of an offer to purchase. Investment in Pension fund product contains risks including but not limited to political risk, risk on changes in government decree or other government regulations, interest rate risk, liquidity risk, credit risk, equity risk and exchange rate risk. The performances of the funds are not guaranteed; the unit price and the investment result may increase or decrease. Past performances do not constitute a guarantee for future performance.